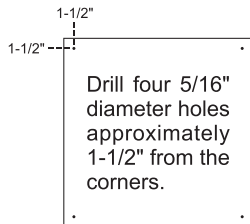
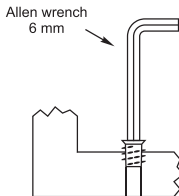


## Inside Cabinet

### Step 1

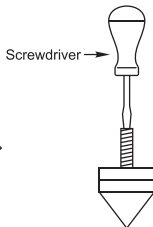


### Step 2



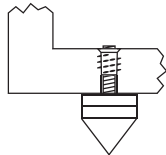
### Step 3

Assemble feet



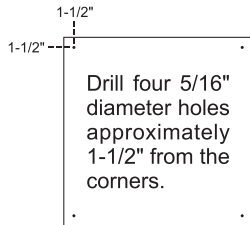
### Step 4

Screw in feet until level.  
Raise locking disc to hold  
securely in place.

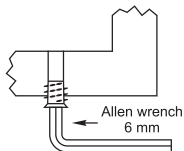


## Outside Cabinet

### Step 1

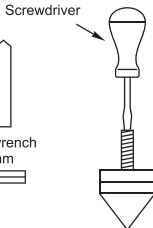


### Step 2



### Step 3

Assemble feet



### Step 4

Screw in feet until level.  
Raise locking disc to hold  
securely in place.

