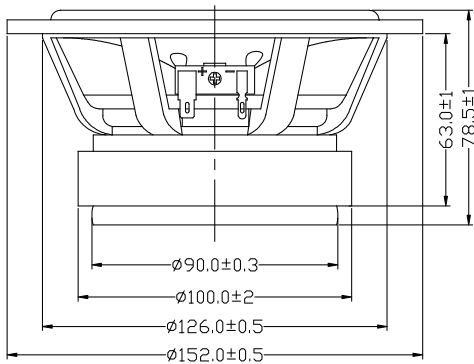
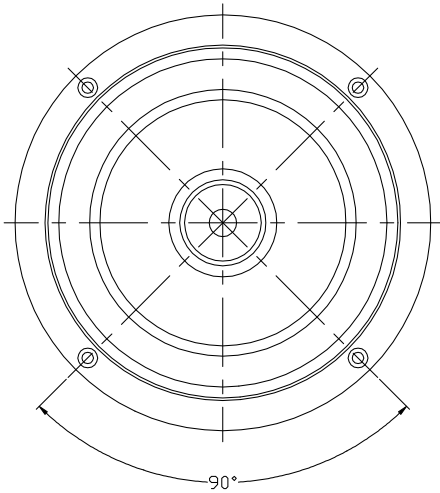




CX150-8 5-1/4" Coaxial Driver with 1" Silk Dome Tweeter 8 Ohm

CX150-8



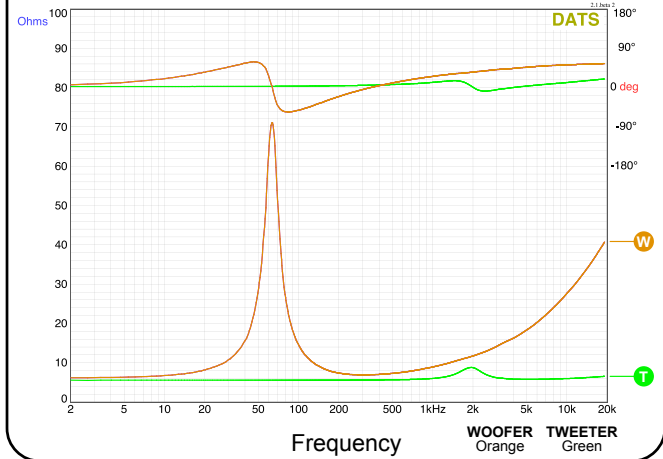
TWEETER/WOOFER PARAMETERS

	TWEETER	WOOFER
Impedance (ohms)	8	8
Re (ohms)	5.5	6.1
Le (mH @ 1 kHz)	0.04 @ 10 kHz	1.03 @ 1 kHz
Fs (Hz)	1940	63.9
Qms	2.28	5.38
Qes	3.86	0.51
Qts	1.43	0.46
Mms (g)	N/A	10.8
Cms (mm/N)	N/A	0.57
Sd (cm ²)	N/A	108.8
Vd (cm ³)	N/A	N/A
BL (Tm)	N/A	7.27
Vas (liters)	N/A	9.34
Xmax (mm)	N/A	5
VC Diameter	1"	1.5"
SPL (dB @ 2.83V/1m)	91.1	88.8
RMS Power Handling (watts)	30	80
Usable Frequency Range (Hz)	3,500-20,000	60 to 6,000

FEATURES

- Full-range with accurate bass and extended high frequency response
- Coaxial mounted 1" silk dome tweeter
- Open cast frame for improved air flow and reduced power compression
- 5" curvilinear poly cone woofer with rubber half roll surround
- Respectable low frequency output for a 5" driver

IMPEDANCE/PHASE



FREQUENCY RESPONSE

