

S.M.S.L



DL3000

使用说明书/USER MANUAL

本说明书的内容可能会随版本更改如有变动, 恕不另行通知

The contents of this manual may be changed with the edition, and are subject to change without notice.

Ver 1.0



Safety Notes

- Install this unit in a well ventilated, cool, dry, clean place-away from direct sunlight, heat sources, vibration, dust, moisture, or cold.
- Use the voltage specified on this unit. Only. Using this unit with a higher voltage than specified is dangerous and may cause fire, damage to this unit, or personal injury. Our company will not be held responsible for any damage resulting from the use of this unit with a voltage other than that specified.
- Do not attempt to modify or fix this unit by yourself. Contact a person or customer service when any service is needed. The cabinet should never be opened for any reason.
- When not planning to use this unit for long periods of time (i.e. when going on vacation), disconnect the power cable from the AC wall outlet.

Important note:

The product specifications and information mentioned in this manual are for reference only. The content of this manual is subject to change without notice.



Warranty Terms

1.The Term of Service

Foshan Shuangmusanlin Technology Co., Ltd promises to offer good-quality products. If the product is broken in 7 days after purchasing when you use it normally, you can choose to send it back for return, replacement or repairing (only the product does not affect the second sales can be returned). Repairing for free in one year if you use it normally.

2.Date of purchase is in accordance with the date on invoice or receipt used by seller, and if you buy it on line, you can show the screenshot of trade.

3.If an inappropriate usage causes the unit damaged, the warranty will be void. As below.

- All damages by inappropriate use, including using it under non-normal working environment or without following the instructions.
- Dismantling, refitting, repairing by user in private.
- Causing damage by using some fittings instead of the designative or accredited ones.
- Cannot provide credible proof of purchase.

4.Sending it back to our company for repairing.

5.Contact your S.M.S.L Audio reseller for a return or replacement.



Features

- Support MQA decoding, support MQA-CD;
- New 3rd generation XMOS XU-316, PCM support up to 32bit/768kHz, DSD support to DSD512;
- Flagship DAC chip AK4191+AK4499EX, distortion as low as 0.00006% (-124dB)
- Used 5 high-end dual op-amps and a large number of audiophile components;
- USB, optical, coaxial, I2S support DSD transmission, coaxial and optical support DOP64;
- Support DOP independent display function, accurate judgment of the current decoding format.
- Use tempered glass to fully fit the color IPS display;
- Built-in low-noise power processing, while improving power efficiency, lower power consumption;
- Combined with multiple low-noise regulated power supplies, it provides a stable, reliable, efficient, and low-noise power supply system.
- Qualcomm high-end Bluetooth chip, support LDAC (24bit/96kHz), APTX/HD, SBC, AAC;
- High quality all-aluminum alloy shell, support high quality gold plated input and output connection terminals;
- Japan Audio Association (JAS) Hi-Res certification;
- Equipped with remote control and full-featured remote control.



Specifications

Input.....			USB/Optical/Coaxial/Bluetooth/IPS
Output.....			RCA/XLR/balanced headphone
THD+N.....			0.00006%(-124dB)(UN-WTD)
HPA THD+N.....			0.0001%(-120dB)(UN-WTD)
Line output amplitude.....	XLR		5Vrms
	RCA		2.5Vrms
Headphone output power.....			2Wx2(16Ω)
			1Wx2(32Ω)
Output Impedance.....	XLR		200Ω
	RCA		100Ω
	HPA		near 0Ω
HPA gain control.....	low		0dB
	high		+7dB
Dynamic range.....	XLR		132dB
	RCA		127dB
	HPA		126dB
SNR.....	XLR		132dB
	RCA		127dB
	HPA		126dB
USB transmission.....			Asynchronization
USB compatibility.....			Windows 7 / 8 / 8.1 / 10 / 11(Needs Driver)
			Mac OSX10.6 or Later, Linux(Driverless)
MQA decoder.....			USB/Optical/Coaxial
Sampling rate & Bit Width:			
	USB	PCM	44.1~768kHz(32bit)
			2.8224~22.5792MHz(1bit)
		DoP	DoP256
	Optical / Coaxial		44.1~192kHz(24bit)
		DoP	DoP64
Bluetooth specification.....			5.1(Support SBC,AAC,aptX,aptX HD,LDAC)
Power Consumption.....			<20W
Standby power.....			<0.5W
Size.....			222x39x207mm(WxHxD)
Weight.....			1.54kg/3.40lbs

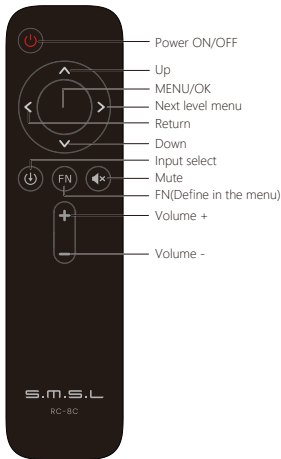
SMSL reserves the right to make improvements which may result in specification or feature changes without notice.

Remote control

- If the remote control is still ineffective when it is close to the machine, replace it with a new battery.
- If the user does not use the remote control for a long time, remove the battery of the remote control.
- Dispose of used batteries in accordance with local regulations on battery disposal.

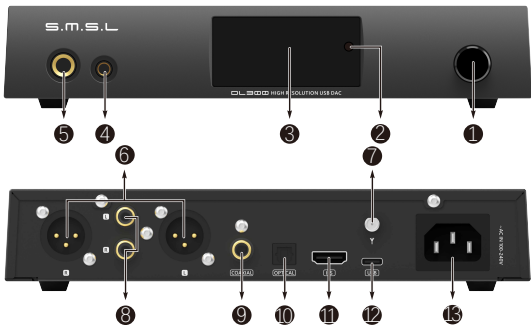
Operating the remote control

- This remote controller use 2 x R03/AAA batteries.





Display Interface and Instructions



- | | | |
|-------------------------------|----------------------------------|------------------------|
| 1 Knob | 2 Remote window | 3 Display |
| 4 4.4mm headphone jack | 5 6.35mm headphone jack | 6 XLR output |
| 7 Bluetooth antenna | 8 RCA output | 9 Coaxial input |
| 10 Optical input | 11 I ² S input | 12 USB input |
| 13 AC IN | | |

Knob

Knob: Volume +/-, menu switching, function selection.

Button: Short press to enter the menu and confirm; long press to exit the menu and switch the machine on and off.

Bluetooth operating instructions**

Connection:

Switch the input source to Bluetooth, turn on the Bluetooth function of the phone, search for "SMSL DL300", click Pair Connection after searching, and when the phone shows "Connected", the connection is successful.

Re-connection:

During the use of Bluetooth, if the connection is lost, eg: going out, and then coming back, some phones will not automatically reconnect, at this time, a short press of the Bluetooth button on the remote control can reconnect.

Clear pairing:

Press and hold the Bluetooth Control button on the remote control. After clearing the pairing, some phones may no longer be able to search for "SMSL DL300", in which case you need to delete the Bluetooth device "SMSL DL300" saved by the phone and then search for pairing.



Instructions

INPUTS

- USB
- BLUETOOTH
- OPTICAL
- COAXIAL
- I2S(HDMI)

OUTPUTS

- ALL LINE OUT
- HEADPHONE OUT
- BALANCED
- UNBALANCED

DSD FILTER

- WIDE
- NARROW

PCM FILTER

- SHARP ROLL-OFF
- SLOW ROLL-OFF
- SHORT SHARP
- SHORT SLOW
- SUPER SLOW
- LOW DISPERSION

HPA GAIN

- LOW
- HIGH

SOUND COLOR

- SOUND 1(5.6M)
- SOUND 2(5.6M)
- SOUND 3(11M)
- SOUND 4(11M)

The AK4499EX operates at a sampling rate of 5.6MHz.
The AK4499EX operates at a sampling rate of 11.2896MHz.

Instructions

PRE MODE

PRE MODE is the volume adjustment function switch for the output.

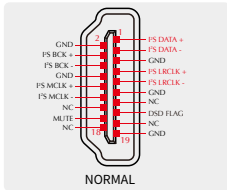
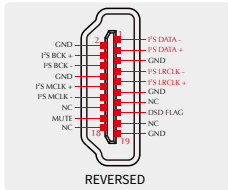
- VARIABLE : The output volume is controlled.
- FIXED : Disable the volume adjustment function to keep the volume at the current value.
- FIXED DSD BYPASS : Open the DSD direct access function. At this time, the volume of PCM or DSD is not adjusted. The output amplitude is fixed to about 3.7VRMS. When this function is opened, the DSD is not processed at all, and the output is directly output.

FN KEY FOR

- SWITCH LINE/HPA
- BLUETOOTH
- OUTPUTS
- PHASE

I²S MODE

- NORMAL (NORMAL, PS AUDIO FORMAT)
- REVERSED (INVERTED, DATA AND LRCK INVERTED)



Note: This option is used to match different I²S interface standards, please check the interface definition of the signal source before use

Instructions

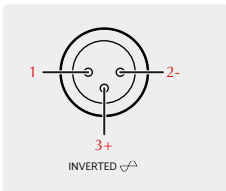
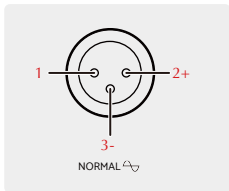
I²S DSD CHANNEL

- DSDL=PCM DATA (The DSD left channel using the PCM DATA pin)
- DSDL=PCM LRCK (The DSD left channel using the PCM LRCK pin)

Note: When using the I²S input to streaming DSD audio, if you find that the left and right channels are incorrect, you can use this option to correct it.

AUDIO PHASE

- NORMAL (2+,3-)
- INVERTED (2-,3+)





Instructions

DIMMER

- 5 second ~ 60 second

(The range is 5 seconds-60 seconds. After setting, the screen will automatically go off within this time, and the screen will re-light up if you operate the remote control or the knob at any time.)

BRIGHTNESS

- LEVEL 1 ~ LEVEL 6

RESET

- During Bluetooth input, long press the middle button of the knob, the system will only reset the Bluetooth pairing status;
- During other input, long press the middle button of the knob, the system will clear all settings, including Bluetooth.

About MQA

MQA (Master Quality Authenticated) is an award-winning British technology that delivers the sound of the original master recording. The master MQA file is fully authenticated and is small enough to stream or download. The DL300 includes MQA technology, which enables you to playback MQA audio files and streams, delivering the sound of the original master recording.

Visit How it works <https://www.mqa.co.uk/how-it-works> for more information.

How to play MQA

- DL300 supports MQA decoding with USB, optical fiber and coaxial!
- DL300's MQA playback does not require the use of special playback software, such as foobar2000, Audirvanaplus only needs to support ASIO or WASAPI audio output, and when playing MQA audio, it is best to adjust the volume of the computer to the maximum, so that the audio output of the
- computer is in the best condition.

When playing an MQA file, the sampling rate of the original master recording is displayed.

 MQA and the Sound Wave Device are registered trade marks of MQA Limited. © 2016

Notes on playing MQA-CD

- Please make sure that what is being played is a genuine MQA-CD.
- Verify that the optical or coaxial signal output of the CD player is an unprocessed source code.