

# S.M.S.L

## SA-50 SA-36A

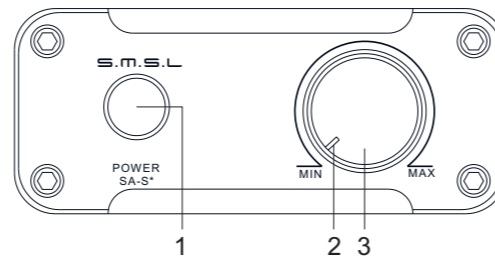
### 说明书 Manual

尊敬的用户：  
非常感谢您选择深圳市双木三林电子有限公司的SA-50/SA-36A数字功放机。SA-50/SA-36A采用了先进的设计及高级的发烧材料精制而成。精良的做工,时尚的外观,简捷的操作,完美的音质。将给你带来高贵的视觉,听觉感受。

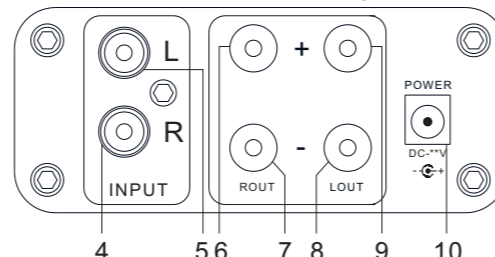
Dear user  
Thank you for choosing Shenzhen Shuang musanlin Electronics Co.,Ltd.SA-50/SA-36A Samplifie.SA-50/SA-36A Susing advanced materialsdesign and high fever refined. excell-entworkmanship,stylish,simple operation,excellent sound quality.Will give you a noblevision,hearing,feeling

1

### 1.部件介绍 Component name



- 1.电源开关  
powe swich
- 2.电源指示灯  
power LED
- 3.音量控制旋钮  
Volume contron
- 4.右声道输入插座  
Righ channel inout
- 5.左声道输入插座  
Left channel inout



- 6.右声道输出正极  
Right Speaker output+
- 7.右声道输出负极  
Right Speaker output-
- 8.左声道输出负极  
Left speak output-
- 9.左声道输出正极  
Left Speaker output+
- 10.电源输入  
Power input

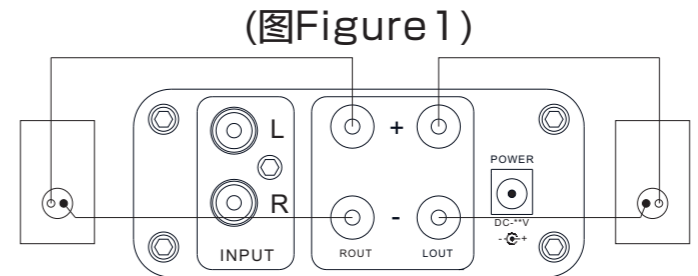
2

### 2.接线介绍 Intronduction wiring

双木三林数字功放机使用BTL输出设计,四个输出接线柱各自独立。左右声道负极不可以断路连接或者接地线。敬请严格按照机器标注的端子连接音箱线(图1)。接错线的情况下,音箱还会出声,但是芯片很快会烧毁。敬请检查好接线再通电。没有购买功放机适配器的用户,请核对机器电压在通电试机,超出额定会立刻烧毁芯片。以上操作不当烧毁机器,您将失去保修服务,敬请注意!

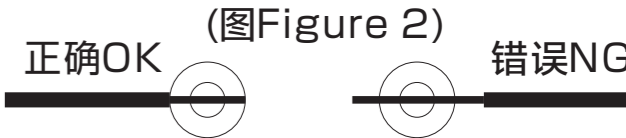
Shuangmusanlin T-amplifier BTL design, fouroutput terminals independently. Left and righechannels can not short circuit the negative or ground wire connection. Please indicate instrict accrdance with themachine to connect the speaker wire(Figure 1). Wiring error cases,the speakers have sound,but will soon damage the integrated circuits.Please check the connectionto good use. Did not buy the amplifier adapter users,please check the good voltage integrated circuits.Machine damage to the rated voltage integrated circuits.Machine damage due to inproper operation of the above,you lose the warranty service, please note!

3



由于空间限制,输出接线柱距离较小,喇叭线破皮不要过长,避免接线短路烧毁功放机(本机内置过流保护电路,一般不会烧毁功放机)。尽量把破皮部分全部插入接线柱(图2)。  
Due to space constraints,the output terminnal from the small speaker wire need to be properly peeled,cause the machine to avoid damage to wiring short-circuit(built-in overcurrent protection circuit, power amplifier is generally not burned). All the peeled part of the wire as far as possible into the terminal blocks (Figure2)

4



### 3.使用注意事项 Caution

- 不得将本机搁置在高温、潮湿的环境,更不得淋雨或受强烈冲击。  
The machine must not be set aside in the hot,hunmid environment, does not allow rain or by the strong inpact
- 不得随意拆开机壳,如需维修应请专业维修人员维修。  
not free to open the case,need of repair, maintenancestaff should be professional maintenance.
- 若不慎将液体洒入机器内部应立即切断电源,需专业人员检查后方可使用。  
If you accidentally spill into the liquid into the inside, immediately turn off the power,need professionalinspection before use.
- 音量控制在适量的程度,以不失真并听感舒适为佳。  
Voume Control to listen without distortion and better comfort
- 本机器仅供室内使用  
The machine is intended for indoor use

5