D3R

使用说明书 | USER MANUAL

http://www.smsl-audio.com/

本说明书的内容可能会随版本更改，如有变动，恕不另行通知

The contents of this manual may be changed with the edition, and are subject to change without notice.

Ver 1.0

特点

- 高音质设计，使用两片罗姆BD34302EKV解码芯片，失真度低至0.00013%(-117dB)；
- 内置全平衡模拟音量控制电路，支持真前级功能;
- 一键最佳音效设定功能，用户可以轻松设定到最佳声音效果;
- USB、光纤、同轴、AES均支持 MQA 解码功能，并且支持MQA-CD；
- USB、I^2S支持DSD输入，同轴、光纤、AES支持DOP64；
- USB使用XMOS XU-316，真正的32bit USB方案，支持DoP和原生DSD，PCM最高支持到768kHz，DSD支持到DSD512；
- 全新自主研发的CK-04时钟处理电路，大大降低时钟抖动；
- 内置±3ppb，10MHz OCXO晶振；
- 支持外部时钟输入，标准10MHz时钟或原子钟输入；
- 高通新一代蓝牙芯片，支持LDAC(24bit/96kHz)、APTX/HD、SBC、AAC；
- 支持蓝牙歌曲信息，歌词显示，蓝牙播放控制;
- 全新UI，支持中文显示，调节更方便；
- 3.49吋的全贴合钢化玻璃显示面板，更高的透光率，更长的使用寿命；
- 线性电源供电，并支持自适应电压切换专利技术！
- 多个低噪声稳压电源，为模拟电路提供低噪声电源；
- 高品质镀金输入输出连接端子；
- 日本音频协会(JAS)Hi-Res认证；
- 配备遥控器和全功能遥控。

技术参数

输入方式			USB/光纤/同轴/I²S/蓝牙/AES
输出方式			单端线路/平衡线路
线路输出电平	平衡线路		5.2 Vrms
	单端线路		2.5Vrms
THD+N	平衡线路		0.00013%（-117dB)
	单端线路		0.00017%（-115dB)
动态范围	平衡线路		123dB
	单端线路		122dB
信噪比	平衡线路		123dB
	单端线路		122dB
USB传输方式			USB2.0异步传输
USB兼容性			Windows 7 / 8 / 8.1 / 10 / 11(需要驱动)
			Mac OSX 10.6以上、安卓系统、iOS、Linux(不需要驱动)
MQA解码			USB / 光纤 / 同轴/AES
采样率与位深	USB/I²S	PCM	44.1~768kHz(32bit)
		DSD	2.8224~22.5792MHz(1bit)
	USB	DoP	2.8224~11.2896MHz(1bit)
	光纤/同轴/AES	PCM	44.1~192kHz(24bit)
		DoP	2.8224MHz(1bit)
蓝牙规格	版本5.4		(支持SBC,AAC,aptX,aptX HD,LDAC)
消耗功率			<30W
体积			320x51.5x280.9mm (WxHxD)
重量			3.81kg/8.4lbs

SMSL保留在不另行通知的情况下进行可能导致规格或特性更改的改进的权利。

关于遥控器

- 如果遥控器距离本机很近时操作仍无效，请用新电池更换。
- 如果要长时间不使用遥控器，请取出遥控器的电池。
- 按照电池处置的地方性法规处置废旧电池。

遥控器的使用



开关机
静音
音量加
音量减
向上/暂停*/播放*
进入菜单/确认
向右/下一首*
向左/返回/上一首*
向下
FN按键（在菜单中定义）
切换输出
切换输入

注 意

*仅蓝牙有效

遥控器请使用2节7号(AAA)电池

部件介绍

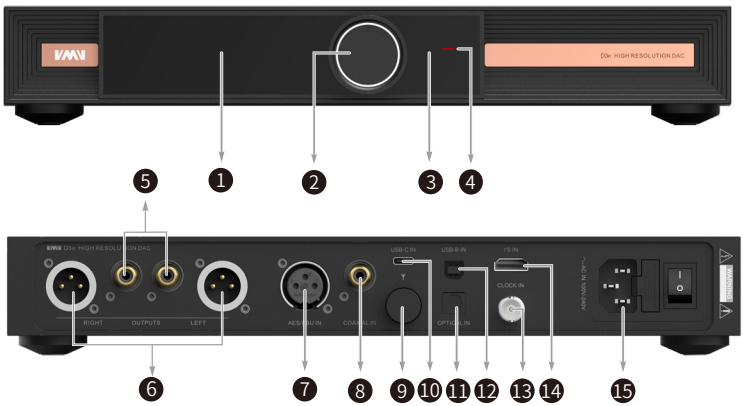

1 显示屏
2 功能旋钮
3 红外接收窗
4 指示灯
5 单端线路输出
6 平衡线路输出
7 AES/EBU输入
8 同轴输入
9 蓝牙天线
10 USB-C输入
11 光纤输入
12 USB-B输入
13 时钟输入
14 I^2S输入
15 电源输入

功能旋钮

旋钮: 音量加减，菜单切换，功能选择。

按键: 短按，进入菜单，确认；
长按，退出菜单，开关机。

蓝牙操作说明

连接: 将输入源切换至蓝牙，打开手机蓝牙功能，搜索"VMV D3R"，搜索到后点击配对连接，当手机显示“已连接” 则已连接成功。

功能介绍

INPUTS (输入)

- USB TYPE B (USB-TYPE B输入)
- USB TYPE C (USB-TYPE C输入)
- BLUETOOTH (蓝牙输入)
- OPTICAL (光纤输入)
- COAXIAL (同轴输入)
- AES/EBU (AES/EBU输入)
- I^2S(HDMI) (I^2S输入)

OUTPUTS (输出)

- ALL LINE OUT (全部输出)
- BALANCED (平衡输出)
- UNBALANCED (非平衡输出)

BEST SET (最佳设置)

这项功能是为了方便用户把D3R设定到最佳音响效果的。该设定通过软件，一次性把"输出接口，PCM滤波器，DSD滤波器，音色" 这几个与声音相关的设定设置到最佳!

- DEFAULT: (默认设置)
  OUTPUT: XLR+RCA (输出:平衡线路+单端线路)
  PCM FILTER: SHARP ROLL-OFF (PCM滤波器:快速滚降)
  DSD FILTER: 26kHz CUT-OFF (DSD滤波器:26kHz 截止频率)
  SOUND COLOR: MODE1 (音色:模式1)

- BEST SOUND: (最佳音质)
  OUTPUT: XLR (输出:平衡输出)
  PCM FILTER: SLOW ROLL-OFF (PCM滤波器:慢速滚降)
  DSD FILTER: 157kHz CUT-OFF (DSD滤波器:157kHz 截止频率)
  SOUND COLOR: MODE4 (音色:模式4)

  注意:这个模式下只有平衡接口有声音

- SETTING (手动设置)
  此模式下，所有上面提到的设定都是菜单设定里面的数值。

功能介绍

SOUND(音色)

- MODE 1 (模式1)
- MODE 2 (模式2)
- MODE 3 (模式3)
- MODE 4 (模式4)
- MODE 5 (模式5)
- MODE 6 (模式6)

CLOCK MODE(时钟模式)

- INTERNAL CLOCK (内部时钟)
- EXTERNAL CLOCK (外部时钟(44.1kHz))
- EXTERNAL CLOCK (外部时钟(10MHz))

CLOCK LOAD (外部时钟阻抗)

- 50Ω LOAD (50Ω阻抗)
- 75Ω LOAD (75Ω阻抗)

不同的外部时钟源和时钟线缆，阻抗一般有75Ω 或者50Ω 两种，如果接收端的阻抗不匹配，会造成电信号反射继而令时钟信号变形！
因此，此功能用于匹配时钟源和时钟线的阻抗，具体要使用50Ω还是75Ω，既要看时钟源的输出阻抗，也要选用相应阻抗的时钟线缆，具体参数请参阅该时钟及时钟线缆的说明书。改变该参数对声音也有较大影响。

PCM FILTER (PCM滤波器)

- SHARP ROLL-OFF (快速滚降)
- SLOW ROLL-OFF (慢速滚降)

功能介绍

DSD FILTER (DSD滤波器)

- 26k CUT-OFF (26kHz截止频率)
- 39k CUT-OFF (39kHz截止频率)
- 52k CUT-OFF (52kHz截止频率)
- 78k CUT-OFF (78kHz截止频率)
- 104k CUT-OFF (104kHz截止频率)
- 157k CUT-OFF (157kHz截止频率)

PRE MODE (前级模式)

- FIXED MAX (固定最大)
- FIXED ADJUST (固定可调)
- VARIABLE (DIGITAL VOL) (可调模式 (数字音量))
- VARIABLE(ANALOG VOL) (可调模式 (模拟音量))

I²S MODE(I²S模式)

- MODE1(PS Audio) (模式1 (PS Audio))
- MODE2 (模式2)

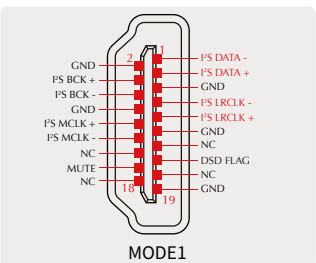

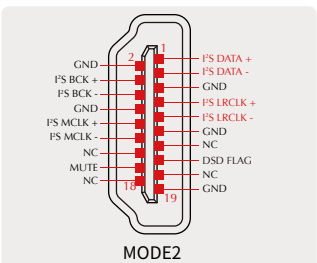

注: 这个选项用于匹配不同的I2S接口标准, 使用前请检查信号源的接口定义。

功能介绍

■ I²S DSD CHANNEL (I²S DSD通道)

- DSDL=PCM DATA
- DSDL=PCM LRCK

注意：此设置只改变I²S接口输入时，DSD的左右声道，其它接口不受影响！

■ AUDIO PHASE(相位)

- NORMAL (2+,3-)　　(正相位)
- INVERTED (2-,3+)　　(反相位)

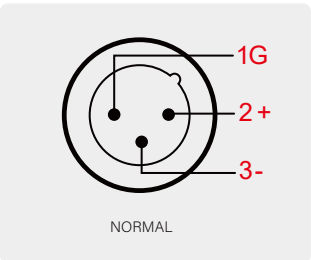

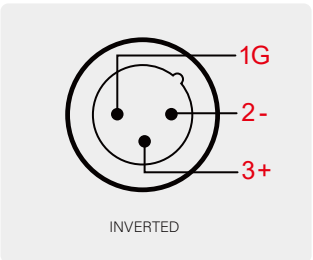

功能介绍

LANGUAGE (语言)

- ENGLISH
- 中文
- 日本語

FN KEY FOR (快捷键)

- OUTPUTS (输出切换)
- BLUETOOTH (蓝牙切换)
- PHASE (相位切换)

DIMMER (自动熄屏)

- 5秒 ~ 60秒
  (范围5秒 - 60秒, 设置后, 屏会在这个时间内自动熄灭, 遥控或者旋钮任意操作屏幕会重新点亮。这样可以很大程度减少光污染, 提升听音环境的舒适性!)

BACKLIGHT (显示屏亮度设置)

- 1%~100%

RESET (重置)

- 在蓝牙输入时, 长按旋钮中键, 系统只会重置蓝牙配对状态;
- 在其它输入时, 长按旋钮中键, 系统清除所有设定, 包括蓝牙。

关于MQA

MQA (Master Quality Authenticated) 是一项屡获殊荣的英国技术, 是一种兼有极高的采样率和足够小的文件体积的高解析音频编码技术。此机采用MQA技术, 可以接收并解码MQA音频, 提供母带级别的声音。
有关更多信息, 请访问https://www.mqa.co.uk/how-it-works

重要提示:
本说明书所提到的产品规格和资讯仅供参考。如有内容更新, 恕不另行通知。

如何播放MQA

- 此机的USB、光纤、同轴、AES支持MQA解码!
- 此机的MQA播放不要求使用特殊的播放软件, 例如foobar2000, Audirvana-plus只要 支持ASIO或者WASAPI的音频输出就可以了, 并且在播放MQA音频时, 最好将电脑的音量调到最大, 以使得电脑的音频输出是最佳状态。
- 在播放MQA文件时, 显示屏显示的采样率为音频原始采样率。

MQA和声波标志是MQA Limited的注册商标。©2016

播放MQA-CD注意事项

- 必须所播放的是一张真正的MQA-CD ;
- 确认CD播放器所输出的光纤或者同轴信号是未经处理的源码 。

安全注意事项

注意：
为防电击，请勿打开机盖（或后盖）。
本机内部无使用者可以维修的部件。
请委托有资格的技术人员进行维修。

等边三角形中有箭头闪电标号的图形表示警告使用者在产品内有非绝缘的“危险电压”，可能会对人体造成很大的电击危险。

等边三角形中有感叹号的图形表示警告使用者该设备在操作与维护（维修）方面应严格按照所附设备说明书。

仅适用于海拔2000m以下地区安全使用。

注意：为了完全切断本机的电源，请从墙上插座中拔出插头。电源插头用于完全中断机器的电源供应。

本说明书内容如有更新,恕不另行通知.若您使用的产品功能与说明书不一致时,请以产品为准!

保修条款

一、服务期限

佛山双木三林科技有限公司承诺产品的良好品质，产品自售出之后7天内正常使用情况下出现故障，客户可以选择退货或者保修（不影响二次销售　才可退货）。正常使用一年内出现故障可以免费保修。

二、购买日期以销售商开出的购机发票或收据日期为准，网购可以交易截图 为准。

三、有以下情况都不能享受“三包”服务

- 一切人为因素损坏，包括非正常工作环境下使用或不按照说明书使用；
- 用户私自拆机、改装、维修；
- 使用非指定或许可的配件造成损坏的；
- 机身的QC或保修贴损毁；
- 不能出示有效购机凭证；
- 不属于本公司产品。

四、保修方式为送修

此条款只适于中国大陆，其它地区请参考当地销售代理商的规定和国家法规。

Features

- High sound quality design, using two ROHM BD34302EKV decoding chip, THD+N as low as 0.00013% (-117 dB);
- Built-in fully balanced analog volume control circuit supports true PRE-AMP function;
- One-button best sound effect setting function, users can easily set the best sound effect;
- USB, optical and coaxial all support MQA decoding function and MQA-CD;
- USB and I^2S support Native DSD input, and coaxial and optical support DOP64;
- XMOS XU-316, 32-bit USB solution, supports DoP and native DSD, PCM supports up to 768kHz, and DSD supports DSD512;
- The self-developed CK-04 clock processing circuit greatly reduces the clock jitter;
- Built-in ±3ppb, 10MHz OCXO crystal oscillator;
- Support external clock input, standard 10MHz clock or atomic clock input;
- Qualcomm's new generation Bluetooth chip supports LDAC(24bit/96kHz), APTX/HD, SBC and AAC;
- Support Bluetooth song information, lyrics display and Bluetooth playback control;
- Brand-new UI, which supports multi-language display and is more convenient to use;
- 3.49-inch fully bonded tempered glass display panel, higher light transmittance and longer service life;
- Linear power supply, and support adaptive voltage switching patented technology!
- Multi-channel low-noise regulated power supply, which provides low-noise power supply for analog circuits;
- High-quality gold-plated input and output connection terminals;
- Japan Audio Association (JAS)Hi-Res certification;
- Equipped with remote control and full-function remote control.

Specification

Inputs			USB / Optical / Coaxial /I²S/Bluetooth/ AES
Outputs			RCA/XLR
Line Output Level	XLR		5.2 Vrms
	RCA		2.5Vrms
THD+N	XLR		0.00013% (-117dB)
	RCA		0.00017% (-115dB)
Dynamic Range	XLR		123dB
	RCA		122dB
SNR	XLR		123dB
	RCA		122dB
USB Transfer Mode			USB 2.0 Asynchronous
USB Compatibility			Windows 7 / 8 / 8.1 / 10 / 11 (Driver Required)
			Mac OSX 10.6above、Android、iOS、Linux(Driverless)
MQA Decoder			USB / Optical / Coaxial/AES
Sampling Rates&Bit Depth	USB/I²S	PCM	44.1~768kHz(32bit)
		DSD	2.8224~22.5792MHz(1bit)
	USB	DoP	2.8224~11.2896MHz(1bit)
	Optical/Coaxial/AES	PCM	44.1~192kHz(24bit)
		DoP	2.8224MHz(1bit)
Bluetooth	Version 5.4		(Support SBC,AAC,aptX,aptX HD,LDAC)
Power Consumption			<30W
Dimensions			320x51.5x280.9mm (WxHxD)
Weight			3.81kg/8.4lbs

Note: SMSL reserves the right to make improvements that may result in changes to specifications or features without prior notice.

Remote control

- If the remote control is still ineffective when it is close to the machine, replace it with a new battery.
- If the user does not use the remote control for a long time, remove the battery of the remote control.
- Dispose of used batteries in accordance with local regulations on battery disposal.



Power on/off
Mute
Volume up
Volume down
Up/Pause*/Play*
Enter Menu / Confirm
Right / Next Song*
Left / Back / Previous*
Down
FN key (defined in the menu)
Switch Output
Switch Input

Note

*Bluetooth input only

This remote controller use
2 x R03/AAA batteries.

Functions

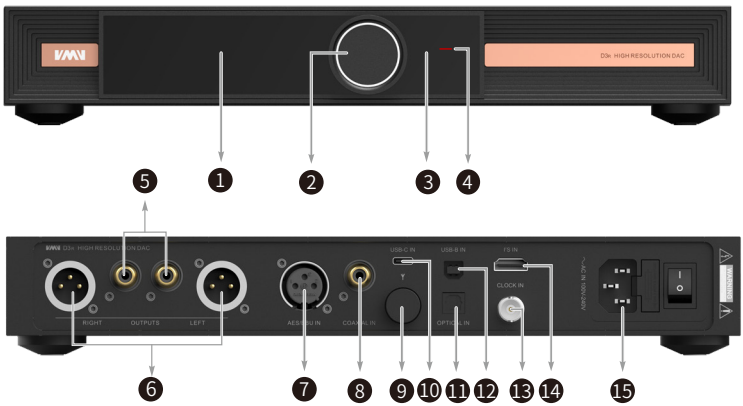

1 Display Screen
2 Function Knob
3 Receiver Window
4 Indicator LED
5 RCA Output
6 XLR Output
7 AES/EBU Input
8 Coaxial Input
9 Bluetooth Antenna
10 USB-C Input
11 Optical Input
12 USB-B Input
13 Clock Input
14 I^2S Input
15 AC Input

Function knob

Knob:Volume up and down, menu switching, function selection.

Buttons: short press, enter menu, confirm;
long press, exit menu, switch on/off.

Bluetooth Operation Guide

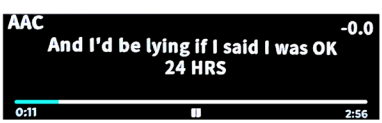

Connection:

Switch the input source to Bluetooth, turn on the Bluetooth function of your cell phone, search for "VMV D3R", click on the pairing connection after searching, when the cell phone shows "Connected", then the connection has been successful.

Function

INPUTS

- USB TYPE B
- USB TYPE C
- BLUETOOTH
- OPTICAL
- COAXIAL
- AES/EBU
- I^2S(HDMI)

OUTPUTS

- ALL LINE OUT
- BALANCED
- UNBALANCED

BEST SET

This function is for the convenience of users to set D3R to the best sound effect mode. This setting can set the sound-related settings of "Output , PCM filter, DSD filter and Sound Color" to the best at one time through software!

- DEFAULT:
  OUTPUT: XLR+RCA
  PCM FILTER: SHARP ROLL-OFF
  DSD FILTER: 26kHz CUT-OFF
  SOUND COLOR: MODE1

- BEST SOUND:
  OUTPUT: XLR
  PCM FILTER: SLOW ROLL-OFF
  DSD FILTER: 157kHz CUT-OFF
  SOUND COLOR: MODE4
  Note: In this mode, only the balanced output has sound output.

- SETTING
  In this mode, all the settings mentioned above are the values in the menu settings.

Function

SOUND

- MODE 1
- MODE 2
- MODE 3
- MODE 4
- MODE 5
- MODE 6

CLOCK MODE

- INTERNAL CLOCK
- EXTERNAL CLOCK (44.1kHz)
- EXTERNAL CLOCK (10MHz)

CLOCK LOAD

- 50Ω LOAD
- 75Ω LOAD

Different external clock sources and clock cables generally have two kinds of impedances: 75Ω or 50Ω. If the impedance at the receiving end does not match, the electrical signal will be reflected and the clock signal will be deformed! Therefore, this function is used to match the impedance of the clock source and the clock line. Whether to use 50Ω or 75Ω depends on the output impedance of the clock source and the clock cable with corresponding impedance. For specific parameters, please refer to the instructions of the clock and clock cable. Changing this parameter also has a great influence on the sound.

PCM FILTER

- SHARP ROLL-OFF
- SLOW ROLL-OFF

Function

DSD FILTER

- 26k CUT-OFF
- 39k CUT-OFF
- 52k CUT-OFF
- 78k CUT-OFF
- 104k CUT-OFF
- 157k CUT-OFF

PRE MODE

- FIXED MAX
- FIXED ADJUST
- VARIABLE (DIGITAL VOL)
- VARIABLE(ANALOG VOL)

I²S MODE

- MODE1(PS Audio)
- MODE2

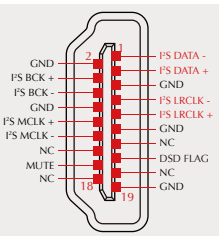

MODE1

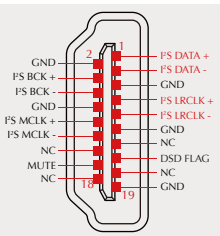

MODE2

Note: This option is used to match different I²S interface standards, please check the interface definition of the signal source before use.

Function

I²S DSD CHANNEL

- DSDL=PCM DATA
- DSDL=PCM LRCK

  Note: This setting only changes the left and right channels of DSD when using the I²S input, the other inputs are not affected!

AUDIO PHASE

- NORMAL (2+,3-)　(POSITIVE PHASE)
- INVERTED (2-,3+)　(PHASE INVERSION)

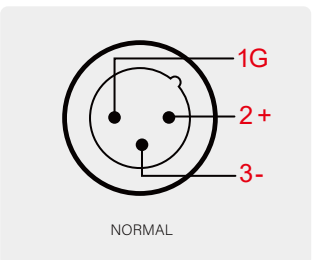

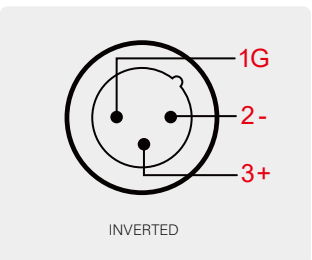

Function

LANGUAGE

- ENGLISH
- CHINESE
- JAPANESE

FN KEY FOR

- OUTPUTS
- BLUETOOTH
- PHASE

DIMMER

- 5 seconds - 60 seconds

  (Range 5 seconds - 60 seconds, after setting, the screen will automatically turn off within this time, the remote control or knob any operation screen will light up again. This can greatly reduce light pollution and enhance the comfort of the listening environment!)

BACKLIGHT

- 1%~100%

RESET

- When in Bluetooth input mode, long-press the center knob button, and the system will only reset the Bluetooth pairing status;
- In other input modes, long-press the center knob button, and the system will clear all settings, including Bluetooth.

About MQA

MQA (Master Quality Authenticated) is an award-winning British technology that delivers the sound of the original master recording. The master MQA file is fully authenticated and is small enough to stream or download. This unit includes MQA technology, which enables you to playback MQA audio files and streams, delivering the sound of the original master recording.
Visit How it works https://www.mqa.co.uk/how-it-works for more information.

How to play MQA

- This unit's USB, Optical, Coaxial, and AES support MQA decoding! support MQA decoding!
- This unit's MQA playback does not require the use of special playback software, such as foobar2000, Audirvanaplus only needs to support ASIO or WASAPI audio output, and when playing MQA audio, it is best to adjust the volume of the computer to the maximum,so that the audio output of the computer is in the best condition.
- When playing an MQA file, the sampling rate of the original master recording is displayed.

MQA and the Sound Wave Device are registered trade marks of MQA Limited.© 2016

Notes on playing MQA-CD

- Please make sure that what is being played is a genuine MQA-CD.
- Verify that the optical or coaxial signal output of the CD player is an unprocessed source code.

Safety notes

CAUTION:

TO REDUCE THE RISK OF ELECTRIC SHOCK,
DO NOT REMOVE COVER(OR BACK).

	The lightning flash with arrowhead symbol,with in an equilateral triangle, is intended to alert the user to the presence of uninsulated "dangerous voltage" within the product's enclosure that may be of sufficient magnitude to constitute a risk of electric shock to persons.
	The exclamation point within an equilateral triangle is intended to alert the user to the presence of important operating and maintenance (servicing) instructions in the literature accompanying the appliance.
	Safe use only under elevation 2000m.

WARNING:
TO REDUCE THE RISK OF FIRE OR ELECTRIC SHOCK, DO NOT EXPOSE THIS APPLIANCE TO RAIN OR MOISTURE.

The contents of this manual are updated without prior notice. If the function of the product you are using is inconsistent with the instructions,the function of the product shall prevail!

Warranty Terms

1. Warranty Policy

- SMSL/VMV Audio warrants that the product shall be free from defects in function under normal use for a period of 24 months from the date of original retail purchase by the end-user (the "Warranty Period").
- This warranty is valid only for products purchased through authorized distributors or retailers. Proof of purchase (original receipt or invoice) is required.
- This warranty does not cover: damage caused by accident, misuse, abuse, unauthorized modifications, commercial use, or failure to follow product instructions.

2. Returns & Repair

- For defective products within the Warranty Period, please contact our customer service or the authorized seller from whom you made the purchase to initiate a return or exchange or repair.

3. Service Process

- All after-sales requests must be initiated through the point of purchase (e.g., the specific online platform store or authorized distributor).
- Please have your order number, product serial number, and a description/video of the issue ready.
- Do not return any product without first obtaining a Return Merchandise Authorization (RMA) number. Unauthorized returns may be refused.
- Ship the product to the address provided in your RMA instructions by online platform store or authorized distributor. We will inspect it and notify you of the resolution.

VMV