

USER MANUAL

English

ICE50-2CH-SR STEREO



**SOUND
IMPRESS.**

SoundImpress – because the best is just about good enough.

I N T R O D U C I N G

ICE50-2CH-SR

SoundImpress ICE50-2CH-SR Stereo

50WPC | Powered by ICEpower

This SoundImpress amplifier is a self-contained high-end class-D stereo amplifier intended for a wide range of audio applications, ranging from public address systems to ultrahigh-fidelity replay systems for studio and home use. The SoundImpress brand stands for outstanding quality, timeless designs, and Dutch craftsmanship. This amplifier is built to last as it is extensively tested and manually assembled to ensure every last detail is checked.

- ICEpower technology inside
- Impressive performance despite its size
- Load-independent frequency response
- Compact design
- RCA input, binding posts output
- Assembled by hand in the Netherlands
- 5 year Warranty

TABLE OF CONTENTS

INTRODUCTION	04
SAFETY INSTRUCTIONS	05
WARRANTY TERMS	06
DISPLAY OF CONTROL FUNCTIONS	07
GET STARTED	10
SPECIFICATIONS	11

SoundImpress ICE50-2CH-SR

ICE50-2CH-SR Stereo Amplifier | 50WPC |
Powered by ICEpower

As sound sources have evolved from LP's to CD's to streaming audio, a high quality power amplifier remains a key ingredient to any good Hi-Fi stereo setup. No matter whether you need an amplifier for your small bookshelf speakers or tower speakers, this amplifier with ICEpower technology inside creates a fantastic, high quality result.

The ICE50-2CH-SR is an audiophile, high performance class-D power amplifier. The performance stands out with high dynamics and crystal clear mid- and high-frequencies. The low noise level generates a completely black background to reveal the tiniest of details in every recording.

All SoundImpress amplifiers are hand assembled in the Netherlands. The custom milled aluminum enclosure, which houses the ICEpower 50ASX2(SE) amplifier module, is the best thermal material for audio devices. The in- and output connections are provided through high-quality binding posts. It can operate from both 110 and 230 VAC mains voltage due to its universal mains input compatibility featuring an automatic input voltage doubler.

State-of-the-art, high efficiency amplification

This amplifier can deliver all its power from as low as 2 ohm impedance combined with low idle loss, very low distortion and noise levels. Chief distinguishing features are flat frequency response irrespective of load impedance, nearly frequency independent distortion behaviour and very low radiated and conducted EMI. This results in performances such as the max output power of 50 Wrms at 4 ohm per channel, a Signal-to-Noise Ratio (SNR) of 120 dB and astonishing distorting level of 0.003%.

An amplifier is only as good as the power supply it contains. In this SoundImpress amplifier, the power supply and amplifier are located on one board. The integrated high efficient resonant power supply providing the power for the amplifier. This power supply technology is ideal for powering class-D audio amplifiers.



SAFETY INSTRUCTIONS

SAVE THESE SAFETY REQUIREMENTS FOR FUTURE REFERENCE. HEED ALL WARNINGS AND SAFETY REQUIREMENTS MARKED IN THIS MANUAL AND ON THE AMPLIFIER.

CLEANING - Unplug this product from the electrical outlet before cleaning. Do not use liquid cleaners or aerosol cleaners. Use a damp cloth for cleaning.

VENTILATION - Slots and openings in the casing serve for ventilation and reliable operation of the product. They also protect the product from overheating. These openings must not be blocked or covered. These openings should never be blocked by placing the product on a bed, sofa mat or the like. Also, this product should not be placed in an enclosed space such as a bookcase or shelf unless proper ventilation is provided or the manufacturer's instructions are carefully followed.

POWER SOURCES - This product should be connected only to the power source indicated on the label. If you are not sure which power source is used in your home, contact the dealer or the local power company. The best way to disconnect the amplifier from power supply is to remove the power plug from the outlet. Unplug the power cord from the outlet if the unit will not be used for several months or longer.

OVERLOADING - Ensure that outlets, extension cords, and built-in additional connections are not overloaded as this may result in fire or electric shock.

OBJECTS AND LIQUIDS - Never push objects of any kind into this product as they may touch dangerous voltage points or short-circuit which may result in fire or electric shock. Never spill liquid on this product.

WARNING: Do not expose this amplifier to water, spills or splashes and do not place objects filled with liquids, such as vases, on the device. As with all electronic products, take care not to spill liquids into any part of the system. Liquids can cause malfunction and/or cause a fire.



WARRANTY TERMS

LIMITED WARRANTY - Sound Imports warrants this device for a period of five years after the original date of purchase against defects due to faulty workmanship or materials arising from Normal Use of the device. The warranty covers working parts that affect the function of the device. It does NOT cover cosmetic deterioration caused by fair wear and tear, or damage caused by accident, misuse or neglect. Any attempt to modify or take apart the device (or its accessories) will void the warranty.

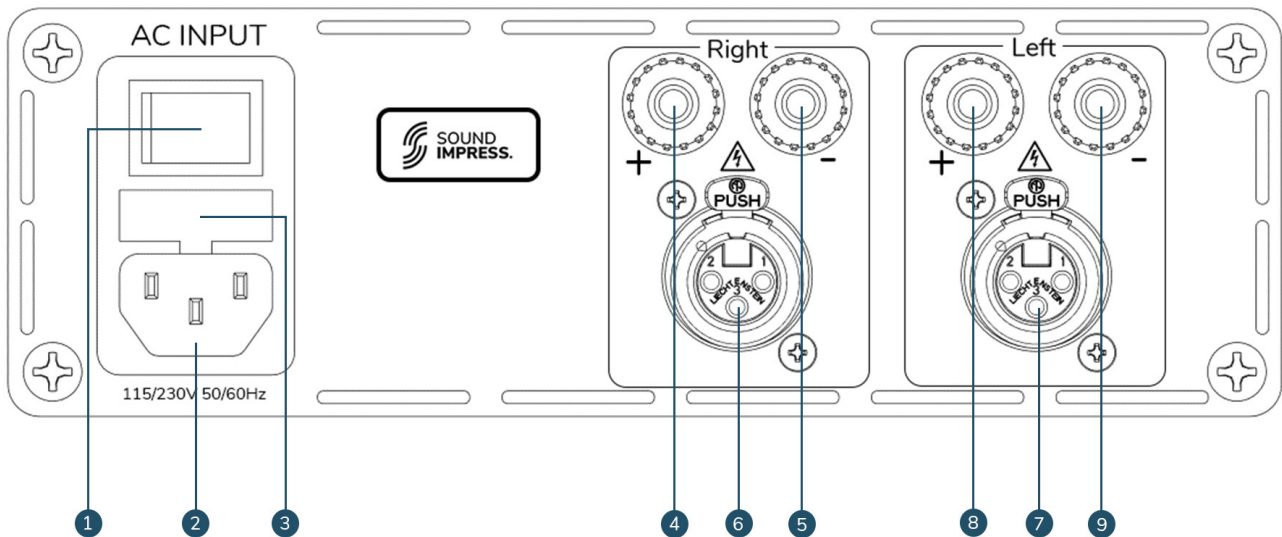
If you discover a defect, notify SoundImports during the warranty period. Claims under warranty must be supported by reasonable evidence that the date of the claim is within the warranty period. To validate your warranty, please keep your original purchase receipt together with these warranty conditions for the duration of the warranty period. Replacement products claimed under warranty are not entitled to renewed 5-year warranty coverage.

If you discover a defect, notify SoundImports during the warranty period. Claims under warranty must be supported by reasonable evidence that the date of the claim is within the warranty period. To validate your warranty, please keep your original purchase receipt together with these warranty conditions for the duration of the warranty period. Replacement products claimed under warranty are not entitled to renewed 5-year warranty coverage.

SUPPORT - We are continuously working to enhance your experience with our products. If you have any comments, remarks or have found a defect, please contact us. If you have any problems with your amplifier please check this user manual. If this manual is not sufficient to troubleshoot your problem contact SoundImports support department. The latest datasheets and manuals can be found on our website. If you can't find the answer there, you can also contact us and we will be happy to help!



DISPLAY OF CONTROL FUNCTIONS



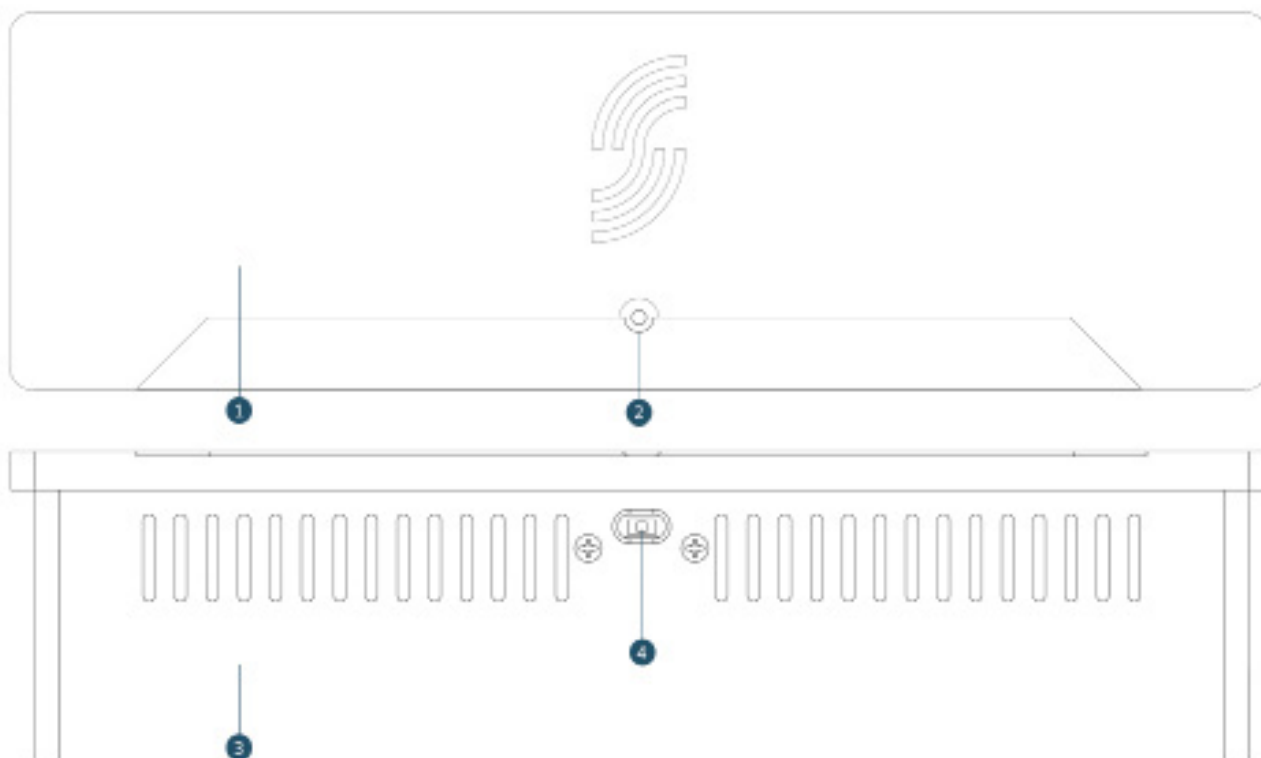
- | | | | |
|----|--------------------------|----|-------------------------|
| 1. | On / off switch | 6. | RCA input |
| 2. | Power input ' | 7. | RCA input |
| 3. | Fuse tray " | 8. | Left channel output (+) |
| 4. | Right channel output (+) | 9. | Left channel output (-) |
| 5. | Right channel output (-) | | |

' Attention: Risk of electric shock.

" The fuse is supplied as standard. When replacing it, only use the original value.



DISPLAY OF CONTROL FUNCTIONS

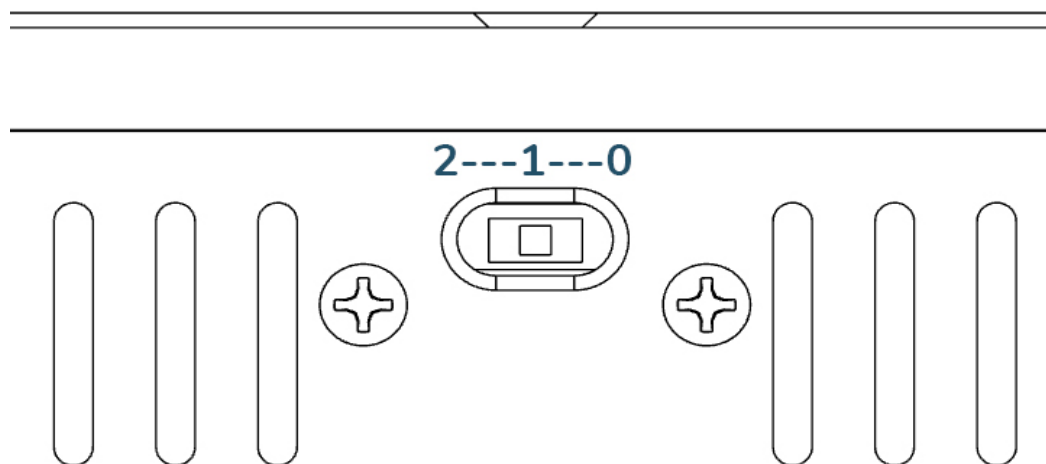


1. Front panel with engraved logo
2. Dimmable LED indicator
3. Bottom view
4. Switch for LED indicator ' '

' See the next page for an explanation of the LED switch.



DISPLAY OF CONTROL FUNCTIONS



- 0 --- LED OFF
- 1 --- Normal brightness
- 2 --- Max brightness



GET STARTED

START - Before turning on your new amplifier, first make all connections. Ensure that the volume on your pre-amplifier or playback device is set to a minimum.

CONNECTION - The ICE50-2CH has two sets of speaker connections which are identical in function (parallel connection). Connect the Right speaker terminals marked “R +” and “R-” to the corresponding “+” and “-“ terminals of your designated right speaker. Repeat the same for Left speaker terminals and corresponding left speaker.

This amplifier works with balanced RCA inputs.

PLAY - Turn on the amplifier. Slowly increase the volume while playing some music.

ENJOY!



SPECIFICATIONS

Rated power output (RMS)	2X 50 watts at 4 ohms 2X 25 watts at 8 ohms
Minimum load	2 Ohm
Signal-to-noise ratio (SNR)	120 dB
Distortion	0.003 % THD+N
Efficiency	81%
Frequency response	20 Hz - 20 kHz
Circuit Topology	ICEpower
Amplifier classification	Class D
Speaker output channels	2
Input connection type	RCA
Speaker output connection type	Banana
Power requirements	110 / 230 VAC (symmetric supply +/-)
Power inlet connector	IEC C14
Dimensions (D x W x H)	215mm x 160mm x 73mm (size incl feet, excl connectors)
Case material	Aluminum





**SOUND
IMPORTS.**

SoundImports

Peizerweg 97A
9727AJ Groningen
Nederland

Tel: +3185-0711860

E-mail: info@soundimports.nl

Btw-nummer: NL861325254B01

KvK-nummer: 78268753